

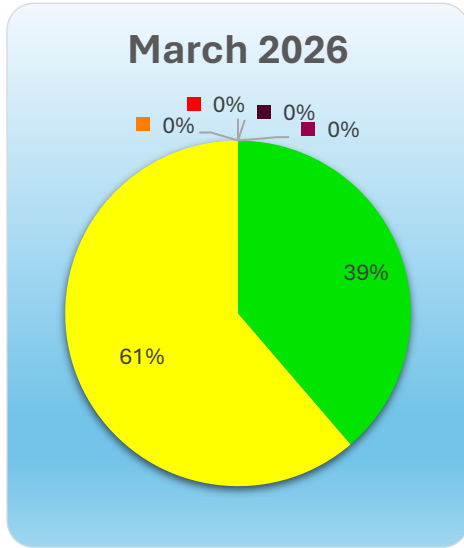


Monthly Air Quality Report: March 2026

This report shows daily maximum Air Quality Index (AQI) values and corresponding AQI colors for six criteria pollutants monitored by the Jefferson County Department of Health: carbon monoxide (CO), nitrogen dioxide (NO₂), ozone (O₃), particulate matter (PM₁₀ and PM_{2.5}), and sulfur dioxide (SO₂). The chart below shows the percentage of days in each AQI category for the month. The table below shows the levels of the AQI and corresponding color, values, and description of air quality.

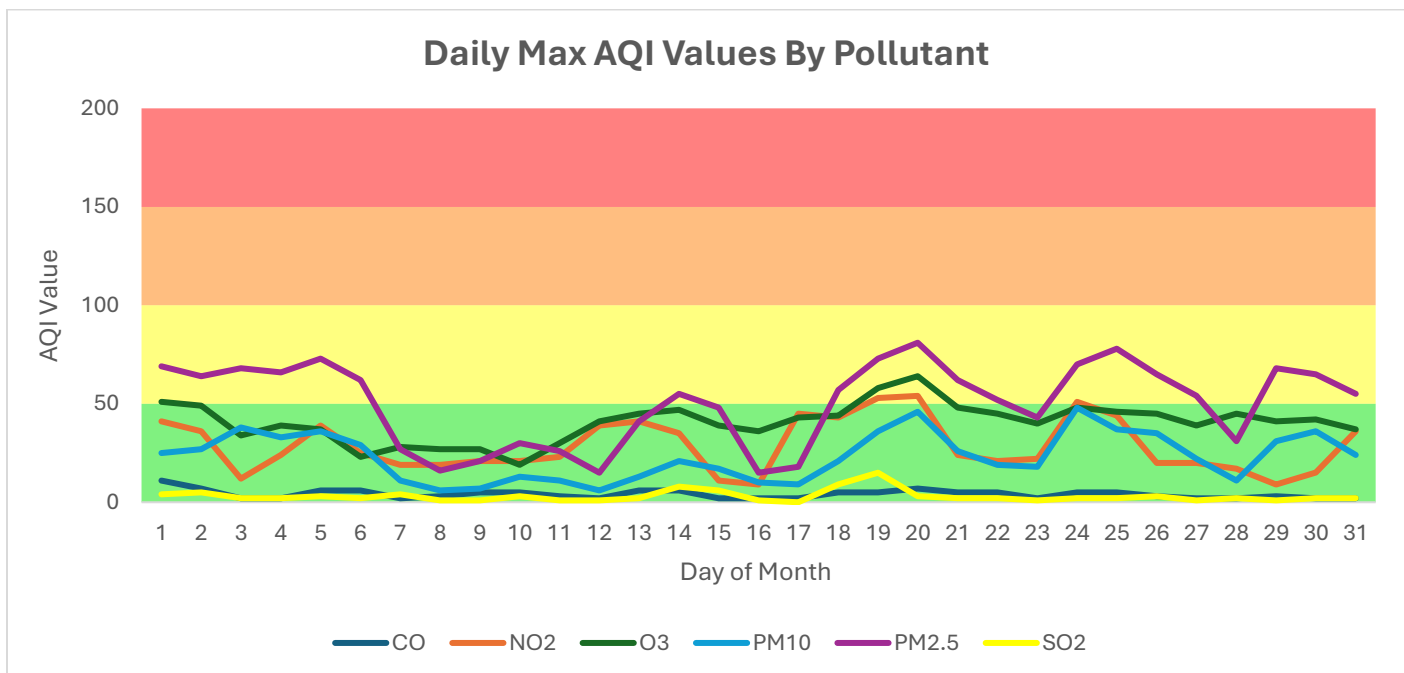
AIR QUALITY INDEX (AQI)

Levels of Concern	Values of Index	Description of Air Quality
Good	0-50	Air quality is satisfactory, and air pollution poses little or no risk.
Moderate	51-100	Air quality is acceptable. However, there may be a risk for some people, particularly those who are unusually sensitive to air pollution.
Unhealthy for Sensitive Groups	101-150	Members of sensitive groups may experience health effects. The general public is less likely to be affected.
Unhealthy	151-200	Some members of the general public may experience health effects; members of sensitive groups may experience more serious health effects.
Very Unhealthy	201-300	The risk of health effects is increased for everyone.
Hazardous	301+	Health warning of emergency conditions: everyone is more likely to be affected.













Daily AQI Values








The graph below shows this month's daily maximum AQI values for each criteria pollutant.



Meteorological Conditions

Air pollution levels are affected by weather conditions. The calendar below shows all reported hourly weather conditions from the National Weather Service’s weather station at the Birmingham International Airport.

MARCH 2026						
SUN	MON	TUE	WED	THU	FRI	SAT
1 	2	3	4	5	6	7 
8 	9   	10	11 	12 	13	14
15	16  	17	18	19	20	21
22	23	24	25	26	27	28
29	30	31				

Weather Icons						
						
Rain/Drizzle/Mist	Thunderstorm	Fog	Snow	Freezing Rain/Drizzle	Haze	Smoke

Air Quality Alerts

PM_{2.5} is forecast by the Jefferson County Department of Health year-round and O₃ is forecast by the Alabama Department of Environmental Management from March-October. When AQI values are forecast to be greater than 100 for PM_{2.5} and/or O₃, an “Air Quality Alert” is issued. There were 0 air quality alerts issued this month and 0 issued this current year.